

**Indexu** : 7.0  
**Tutorial** : **How to translate into different languages**  
**Author** : **Dody (dodyrw@gmail.com)**  
**Date** : **Oct 16, 2011**

Unlike earlier version, Indexu 7 use its own language engine. Gettext has been removed as we are looking for something easier to manage and avoiding incompatibility issue.

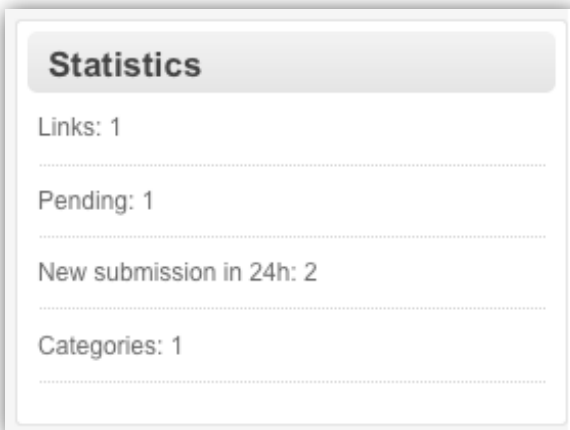
In version 7, we use a a simple plain text language file. The language file is located at `/Language/default.po`

In this tutorial we will learn :

- Replacing text in php files
- Working faster with file text parser
- Working faster with Google Translate
- Replacing text in database

## Replacing text in php files

Now lets take a case. We are going to translate the Directory Statistic widget.



The corresponding file for this widget is located at :  
/templates/komet/widget/dir\_stat.php

The following codes are taken from dir\_stat.php

```
<ul>
  <li><?php print _t("Links"); ?>: <?php print $active_links; ?></li>
  <li><?php print _t("Pending"); ?>: <?php print $pending_links; ?></li>
  <li><?php print _t("New submission in 24h"); ?>: <?php print
  $last_24h_links; ?></li>
  <li><?php print _t("Categories"); ?>: <?php print $categories; ?></li>
</ul>
```

To make the text become translatable, it must be put inside `_t()` function.

Now open `default.po` file, add the following lines to translate into Indonesian:

```
msgid ""
msgstr ""

msgid "Links"
msgstr "Jumlah link"

msgid "Pending"
msgstr "Jumlah antrian link"

msgid "New submission in 24h"
msgstr "Jumlah link baru"

msgid "Categories"
msgstr "Jumlah kategori"
```

Reload indexu page to see the result.



A rectangular box with a light gray header containing the word "Statistics" in bold. Below the header, there are four lines of text, each followed by a horizontal dotted line. The text reads: "Jumlah link: 1", "Jumlah antrian link: 1", "Jumlah link baru: 2", and "Jumlah kategori: 1".

Statistics	
Jumlah link:	1
Jumlah antrian link:	1
Jumlah link baru:	2
Jumlah kategori:	1

This is how Indexu 7 language engine work. Next, we will try to translate all text faster using available tools.

## Working faster with file text parser

Instead of working manually one by one putting replaceable text to `default.po` file, in this section we are going to use `gettext` command line tool to do the job all at once.

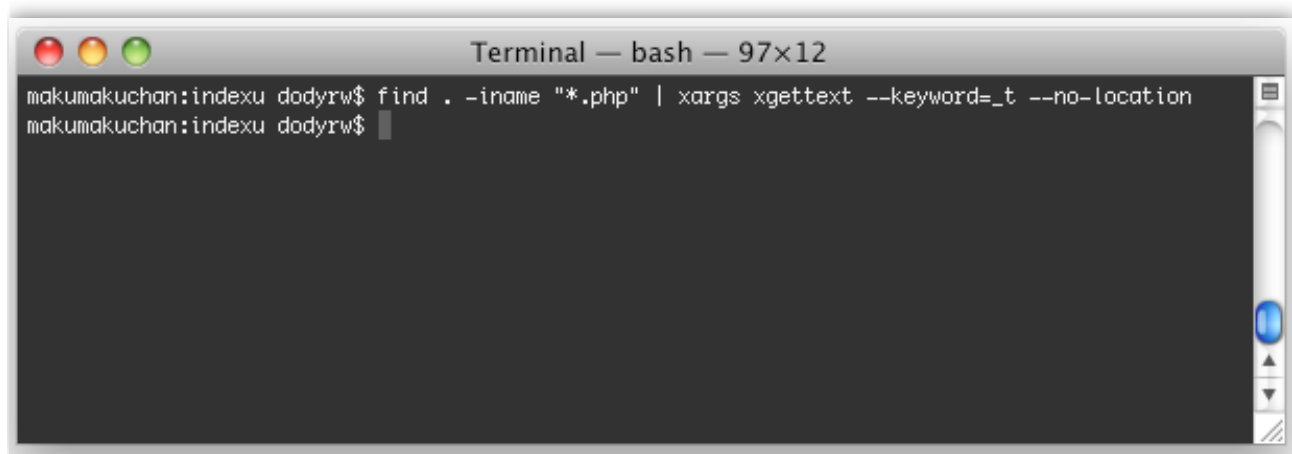
You will need a Linux box or Mac OSX with `gettext` module installed.

Go to templates folder

```
$ cd templates
```

Run the following command to parse all replaceable text.

```
$ find . -iname "*.php" | xargs gettext --keyword=_t --no-location
```



It will generate a new file called `messages.po`. Rename it to `default.po`.

Use this file as starting point to do translation. Start with filling `msgstr` value.

```
27 msgid "AlertPay Setting"
28 msgstr ""
29
30 msgid "Article added."
31 msgstr ""
32
33 msgid "Add an article"
34 msgstr ""
35
36 msgid "Article updated."
37 msgstr ""
38
39 msgid "Edit an article"
40 msgstr ""
41
42 msgid "There is no article deleted."
43 msgstr ""
```

## Working faster with Google Translate

I come up with the idea of using google translate to speed up the translation process. Since we use `gettext po` file, I look for a ready made tools for translating `po` file using google translate. Use google keyword "translate po file with google translate" to find these kind of tools.

The one I prefer is <http://translate.umpirsky.com>.

Here is how the workaround :

1. Open the website.
2. Copy paste code from `default.po` file to the textarea form.
3. Select the language.
4. Put check mark on `Overwrite existing translation`
5. Hit translate button.
6. Wait until the process completed, then copy and paste the result to `default.po` file.

Google Translate is not 100% accurate. But I think the result is quite good. It help a quick start translation process. What we need to do is to proofread the result.

### Make Your Website Available in All Languages!

Paste your po file:

```
msgid first name
msgstr "Nama Pertama"

msgid "Last Name"
msgstr "Nama Terakhir"

msgid "Comment"
msgstr "Bagaimana"
|
msgid "Subject"
msgstr "Subjek"

msgid "Rating"
msgstr "Penilaian"

msgid "Login"
msgstr "Login"


msgid "Logout"
msgstr "Logout"

msgid "Forgot your password"
msgstr "Lupa password anda"

msgid "Create an account"
msgstr "Buat account"

msgid "Submit new listing"
msgstr "Masukkan listing baru"
```

Language:   Overwrite existing translations

 [ShareThis](#)

## Replacing text in database

With new language engine, it is now possible to make translation from database. Here is what kind of data that can be translated :

- page detail
- widget title
- static page title and content
- menu
- links
- custom field detail

To generate the translation text, run `extra_lang.php` from browser.

[http://www.domain.com/extra\\_lang.php](http://www.domain.com/extra_lang.php)

For security reason, you must login as `admin`.

The script will generate a text file. Add the text from this file to `default.po` file you already have from previous steps.

You may want to run google translate tool once more. Right now you should have a complete set of replaceable text.